

# Example for fullpage floats

Herbert Voß

June 26, 2021

## Contents

<b>1</b>	<b>Heading on Level 1 (section)</b>	<b>2</b>
1.1	Heading on Level 2 (subsection) . . . . .	2
1.1.1	Heading on Level 3 (subsubsection) . . . . .	2
<b>2</b>	<b>Lists</b>	<b>3</b>
2.1	Example for list (itemize) . . . . .	3
2.1.1	Example for list (4*itemize) . . . . .	3
2.2	Example for list (enumerate) . . . . .	3
2.2.1	Example for list (4*enumerate) . . . . .	4
2.3	Example for list (description) . . . . .	4
2.3.1	Example for list (4*description) . . . . .	4
<b>3</b>	<b>File sub-after1s1c</b>	<b>4</b>
<b>4</b>	<b>Heading on Level 1 (section)</b>	<b>5</b>
4.1	Heading on Level 2 (subsection) . . . . .	5
4.1.1	Heading on Level 3 (subsubsection) . . . . .	5
<b>5</b>	<b>Lists</b>	<b>7</b>
5.1	Example for list (itemize) . . . . .	7
5.1.1	Example for list (4*itemize) . . . . .	7
5.2	Example for list (enumerate) . . . . .	8
5.2.1	Example for list (4*enumerate) . . . . .	8
5.3	Example for list (description) . . . . .	8
5.3.1	Example for list (4*description) . . . . .	8
<b>6</b>	<b>Heading on Level 1 (section)</b>	<b>9</b>
6.1	Heading on Level 2 (subsection) . . . . .	9
6.1.1	Heading on Level 3 (subsubsection) . . . . .	11

## 1 Heading on Level 1 (section)

<b>7 Lists</b>	<b>11</b>
7.1 Example for list (itemize) . . . . .	11
7.1.1 Example for list (4*itemize) . . . . .	11
7.2 Example for list (enumerate) . . . . .	12
7.2.1 Example for list (4*enumerate) . . . . .	12
7.3 Example for list (description) . . . . .	12
7.3.1 Example for list (4*description) . . . . .	13

## 1 Heading on Level 1 (section)

Hello, here is some text without a meaning. This text should show what a printed text will look like at this place. If you read this text, you will get no information. Really? Is there no information? Is there a difference between this text and some nonsense like “Huardest gefburn”? Kjift – not at all! A blind text like this gives you information about the selected font, how the letters are written and an impression of the look. This text should contain all letters of the alphabet and it should be written in of the original language. There is no need for special content, but the length of words should match the language.

### 1.1 Heading on Level 2 (subsection)

Hello, here is some text without a meaning. This text should show what a printed text will look like at this place. If you read this text, you will get no information. Really? Is there no information? Is there a difference between this text and some nonsense like “Huardest gefburn”? Kjift – not at all! A blind text like this gives you information about the selected font, how the letters are written and an impression of the look. This text should contain all letters of the alphabet and it should be written in of the original language. There is no need for special content, but the length of words should match the language.

#### 1.1.1 Heading on Level 3 (subsubsection)

Hello, here is some text without a meaning. This text should show what a printed text will look like at this place. If you read this text, you will get no information. Really? Is there no information? Is there a difference between this text and some nonsense like “Huardest gefburn”? Kjift – not at all! A blind text like this gives you information about the selected font, how the letters are written and an impression of the look. This text should contain all letters of the alphabet and it should be written in of the original language. There is no need for special content, but the length of words should match the language.

**Heading on Level 4 (paragraph)** Hello, here is some text without a meaning. This text should show what a printed text will look like at this place. If you read this text, you will get no information. Really? Is there no information? Is there a difference between this text and some nonsense like “Huardest gefburn”? Kjift – not at all! A blind text like this gives you information about the selected font, how the letters are written and an impression of the look. This text

should contain all letters of the alphabet and it should be written in of the original language. There is no need for special content, but the length of words should match the language.

## 2 Lists

### 2.1 Example for list (itemize)

- First item in a list
- Second item in a list
- Third item in a list
- Fourth item in a list
- Fifth item in a list

#### 2.1.1 Example for list (4\*itemize)

- First item in a list
  - First item in a list
    - \* First item in a list
      - First item in a list
      - Second item in a list
    - \* Second item in a list
  - Second item in a list
- Second item in a list

### 2.2 Example for list (enumerate)

1. First item in a list
2. Second item in a list
3. Third item in a list
4. Fourth item in a list
5. Fifth item in a list

### 2.2.1 Example for list (4\*enumerate)

1. First item in a list
  - a) First item in a list
    - i. First item in a list
      - A. First item in a list
      - B. Second item in a list
    - ii. Second item in a list
  - b) Second item in a list
2. Second item in a list

### 2.3 Example for list (description)

**First** item in a list

**Second** item in a list

**Third** item in a list

**Fourth** item in a list

**Fifth** item in a list

#### 2.3.1 Example for list (4\*description)

**First** item in a list

**First** item in a list

**First** item in a list

**First** item in a list

**Second** item in a list

**Second** item in a list

**Second** item in a list

**Second** item in a list

## 3 File sub-after1s1c

The sub `images-\vref{sub:demo0}` has a caption-\vpageref{sub:demo0-cap} and the subimage--\vref{sub:demo1} has a caption-\vpageref{sub:demo1}.

The multi images 1 on page 6 has a caption on page 7 and the subimage 1b on page 6 has a caption on page 6.

## 4 Heading on Level 1 (section)

```
\captionsetup[sub]{singlelinecheck}
\hvFloat[fullpage,capPos=after,objectFrame,subFloat,vFill]%
+{figure}[Short main caption of the objects]% main short lsi entry
  {The main caption of a "fullpage" object, which follows on the left or
    right column. This can be an even or odd page. And some more text which has no
    real meaning because it fills only the space for a long caption.}% main caption
  {sub:demo0}%
+{\includegraphics[width=\linewidth]{CTAN}}%
  {Short caption B}%
  {A Caption B of a "fullpage" sub object.}% subcaption
  }%
+{\includegraphics[width=\linewidth]{CTAN}}%
  {A Caption C of a "fullpage" object, which follows on the left or right column.}%
  {sub:demo1}
+{\includegraphics[width=\linewidth]{CTAN}}%
  {A Caption D of a "fullpage" object}%
  {sub:demo2}
+{\includegraphics[width=\linewidth]{CTAN}}%
  {A Caption E of a "fullpage" object}%
  {sub:demo3}
```

Float subFloat

## 4 Heading on Level 1 (section)

Hello, here is some text without a meaning. This text should show what a printed text will look like at this place. If you read this text, you will get no information. Really? Is there no information? Is there a difference between this text and some nonsense like "Huardest gefburn"? Kjift – not at all! A blind text like this gives you information about the selected font, how the letters are written and an impression of the look. This text should contain all letters of the alphabet and it should be written in of the original language. There is no need for special content, but the length of words should match the language.

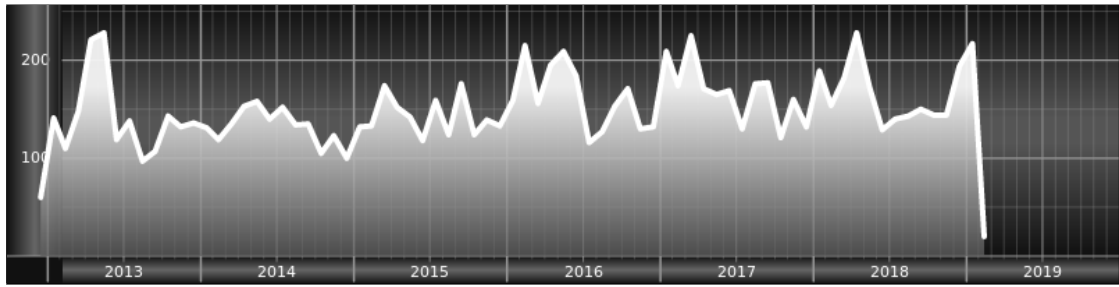
### 4.1 Heading on Level 2 (subsection)

Hello, here is some text without a meaning. This text should show what a printed text will look like at this place. If you read this text, you will get no information. Really? Is there no information? Is there a difference between this text and some nonsense like "Huardest gefburn"? Kjift – not at all! A blind text like this gives you information about the selected font, how the letters are written and an impression of the look. This text should contain all letters of the alphabet and it should be written in of the original language. There is no need for special content, but the length of words should match the language.

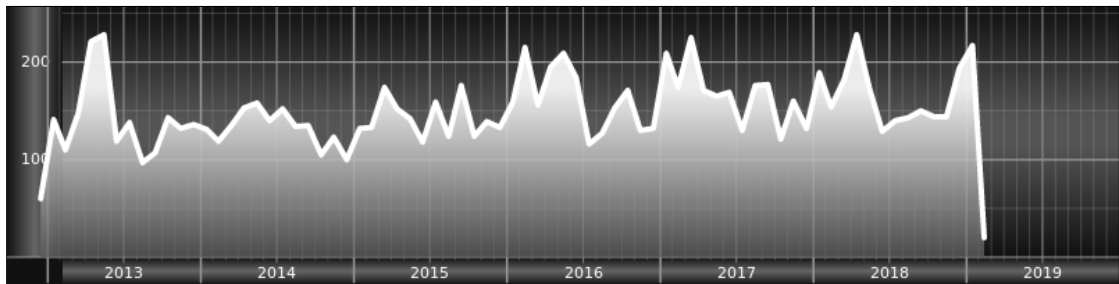
#### 4.1.1 Heading on Level 3 (subsubsection)

Hello, here is some text without a meaning. This text should show what a printed text will look like at this place. If you read this text, you will get no information. Really? Is there no

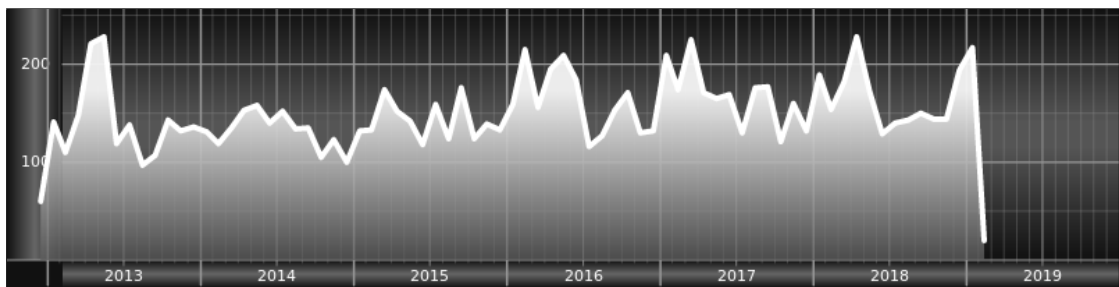
4 Heading on Level 1 (section)



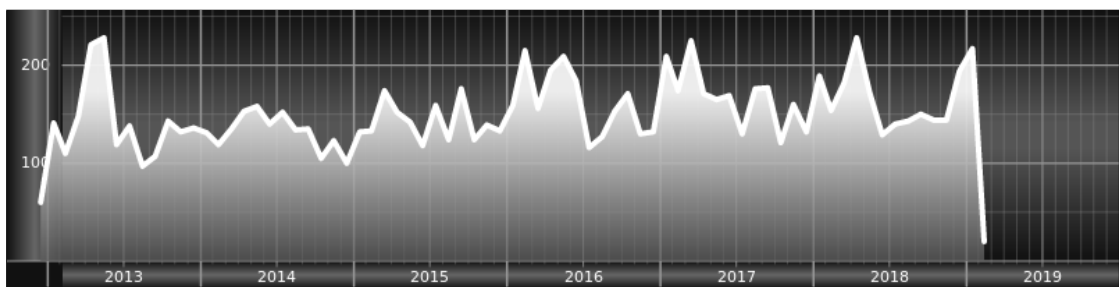
(a) A Caption B of a “fullpage” sub object.



(b) A Caption C of a “fullpage” object, which follows on the left or right column.



(c) A Caption D of a “fullpage” object



(d) A Caption E of a “fullpage” object

information? Is there a difference between this text and some nonsense like “Huardest gefburn”? Kjift – not at all! A blind text like this gives you information about the selected font, how the letters are written and an impression of the look. This text should contain all letters of the alphabet and it should be written in of the original language. There is no need for special content, but the length of words should match the language.

**Heading on Level 4 (paragraph)** Hello, here is some text without a meaning. This text should show what a printed text will look like at this place. If you read this text, you will get no information. Really? Is there no information? Is there a difference between this text and some nonsense like “Huardest gefburn”? Kjift – not at all! A blind text like this gives you information about the selected font, how the letters are written and an impression of the look. This text should contain all letters of the alphabet and it should be written in of the original language. There is no need for special content, but the length of words should match the language.

## 5 Lists

### 5.1 Example for list (itemize)

- First item in a list
- Second item in a list
- Third item in a list
- Fourth item in a list
- Fifth item in a list

#### 5.1.1 Example for list (4\*itemize)

- First item in a list
  - First item in a list
    - \* First item in a list
      - First item in a list
      - Second item in a list
    - \* Second item in a list
  - Second item in a list
- Second item in a list

---

Figure 1: The main caption of a “fullpage” object, which follows on the left or right column. This can be an even or odd page. And some more text which has no real meaning because it fills only the space for a long caption.

## 5.2 Example for list (enumerate)

1. First item in a list
2. Second item in a list
3. Third item in a list
4. Fourth item in a list
5. Fifth item in a list

### 5.2.1 Example for list (4\*enumerate)

1. First item in a list
  - a) First item in a list
    - i. First item in a list
      - A. First item in a list
      - B. Second item in a list
    - ii. Second item in a list
  - b) Second item in a list
2. Second item in a list

## 5.3 Example for list (description)

**First** item in a list

**Second** item in a list

**Third** item in a list

**Fourth** item in a list

**Fifth** item in a list

### 5.3.1 Example for list (4\*description)

**First** item in a list

**First** item in a list

**First** item in a list

**First** item in a list

**Second** item in a list

**Second** item in a list

**Second** item in a list



## 6 Heading on Level 1 (section)

Second item in a list

```
\captionsetup[sub]{singlelinecheck}
\hvFloat[fullpage,capPos=after,objectFrame,subFloat,vFill]%
+{figure}[Short main caption of the objects]% main short lsi entry
  {The main caption of a ‘‘fullpage’’ object, which follows on the left or
   right column. This can be an even or odd page. And some more text which has no
   real meaning because it fills only the space for a long caption.}% main caption
  {sub:demo4}%
+{\includegraphics[width=\linewidth]{CTAN}}%
  [Short caption B]%
  {A Caption B of a ‘‘fullpage’’ sub object.}% subcaption
  }%
+{\includegraphics[width=\linewidth]{CTAN}}%
  {A Caption C of a ‘‘fullpage’’ object, which follows on the left or right column.}%
  {sub:demo5}
+{\includegraphics[width=\linewidth]{CTAN}}%
  {A Caption D of a ‘‘fullpage’’ object}%
  {sub:demo6}
+{\includegraphics[width=\linewidth]{CTAN}}%
  {A Caption E of a ‘‘fullpage’’ object}%
  {sub:demo7}
```

Float subfloat

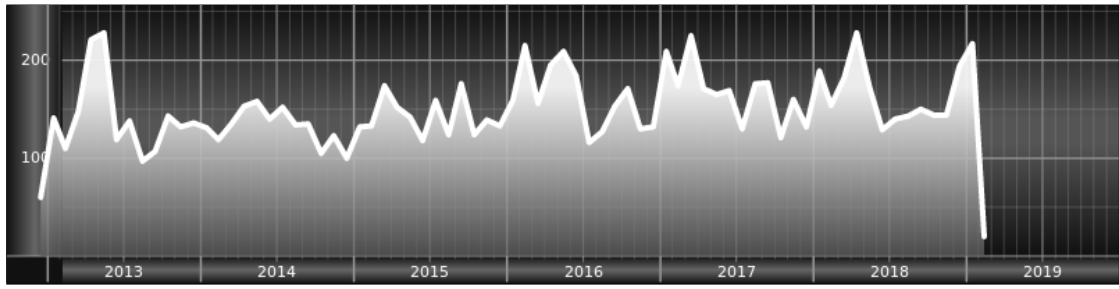
## 6 Heading on Level 1 (section)

Hello, here is some text without a meaning. This text should show what a printed text will look like at this place. If you read this text, you will get no information. Really? Is there no information? Is there a difference between this text and some nonsense like ‘‘Huardest gefburn’’? Kjift – not at all! A blind text like this gives you information about the selected font, how the letters are written and an impression of the look. This text should contain all letters of the alphabet and it should be written in of the original language. There is no need for special content, but the length of words should match the language.

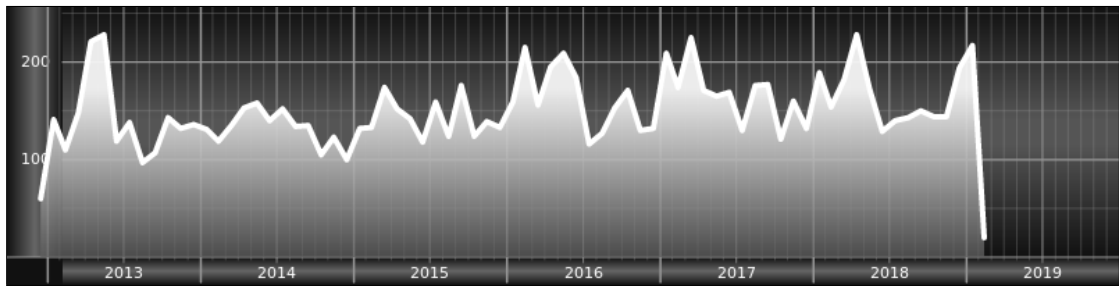
### 6.1 Heading on Level 2 (subsection)

Hello, here is some text without a meaning. This text should show what a printed text will look like at this place. If you read this text, you will get no information. Really? Is there no information? Is there a difference between this text and some nonsense like ‘‘Huardest gefburn’’? Kjift – not at all! A blind text like this gives you information about the selected font, how the letters are written and an impression of the look. This text should contain all letters of the alphabet and it should be written in of the original language. There is no need for special content, but the length of words should match the language.

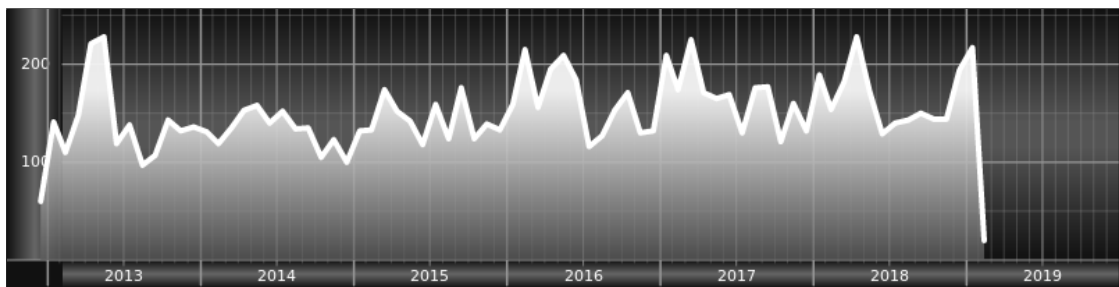
6 Heading on Level 1 (section)



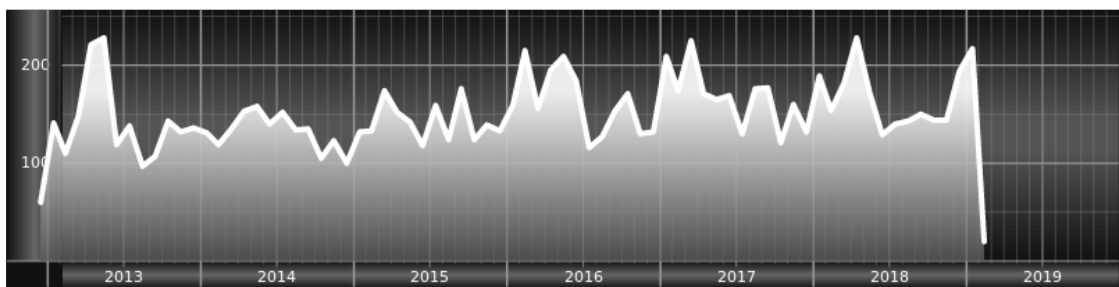
(a) A Caption B of a “fullpage” sub object.



(b) A Caption C of a “fullpage” object, which follows on the left or right column.



(c) A Caption D of a “fullpage” object



(d) A Caption E of a “fullpage” object

**6.1.1 Heading on Level 3 (subsubsection)**

Hello, here is some text without a meaning. This text should show what a printed text will look like at this place. If you read this text, you will get no information. Really? Is there no information? Is there a difference between this text and some nonsense like “Huardest gefburn”? Kjift – not at all! A blind text like this gives you information about the selected font, how the letters are written and an impression of the look. This text should contain all letters of the alphabet and it should be written in of the original language. There is no need for special content, but the length of words should match the language.

**Heading on Level 4 (paragraph)** Hello, here is some text without a meaning. This text should show what a printed text will look like at this place. If you read this text, you will get no information. Really? Is there no information? Is there a difference between this text and some nonsense like “Huardest gefburn”? Kjift – not at all! A blind text like this gives you information about the selected font, how the letters are written and an impression of the look. This text should contain all letters of the alphabet and it should be written in of the original language. There is no need for special content, but the length of words should match the language.

**7 Lists****7.1 Example for list (itemize)**

- First item in a list
- Second item in a list
- Third item in a list
- Fourth item in a list
- Fifth item in a list

**7.1.1 Example for list (4\*itemize)**

- First item in a list
  - First item in a list
    - \* First item in a list
      - First item in a list
      - Second item in a list

---

Figure 2: The main caption of a “fullpage” object, which follows on the left or right column. This can be an even or odd page. And some more text which has no real meaning because it fills only the space for a long caption.

- \* Second item in a list
- Second item in a list
- Second item in a list

## 7.2 Example for list (enumerate)

1. First item in a list
2. Second item in a list
3. Third item in a list
4. Fourth item in a list
5. Fifth item in a list

### 7.2.1 Example for list (4\*enumerate)

1. First item in a list
  - a) First item in a list
    - i. First item in a list
      - A. First item in a list
      - B. Second item in a list
    - ii. Second item in a list
  - b) Second item in a list
2. Second item in a list

## 7.3 Example for list (description)

**First** item in a list

**Second** item in a list

**Third** item in a list

**Fourth** item in a list

**Fifth** item in a list

### 7.3.1 Example for list (4\*description)

**First** item in a list

**First** item in a list

**First** item in a list

**First** item in a list

**Second** item in a list

**Second** item in a list

**Second** item in a list

**Second** item in a list

Hello, here is some text without a meaning. This text should show what a printed text will look like at this place. If you read this text, you will get no information. Really? Is there no information? Is there a difference between this text and some nonsense like “Huardest gef-burn”? Kjift – not at all! A blind text like this gives you information about the selected font, how the letters are written and an impression of the look. This text should contain all letters of the alphabet and it should be written in of the original language. There is no need for special contents, but the length of words should match the language.

Hello, here is the second paragraph. Hello, here is some text without a meaning. This text should show what a printed text will look like at this place. If you read this text, you will get no information. Really? Is there no information? Is there a difference between this text and some nonsense like “Huardest gef-burn”? Kjift – not at all! A blind text like this gives you information about the selected font, how the letters are written and an impression of the look. This text should contain all letters of the alphabet and it should be written in of the original language. There is no need for special contents, but the length of words should match the language.

Hello, here is the third paragraph. Hello, here is some text without a meaning. This text should show what a printed text will look like at this place. If you read this text, you will get no information. Really? Is there no information? Is there a difference between this text and some nonsense like “Huardest gef-burn”? Kjift – not at all! A blind text like this gives you information about the selected font, how the letters are written and an impression of the look. This text should contain all letters of the alphabet and it should be written in of the original language. There is no need for special contents, but the length of words should match the language.

Hello, here is the forth paragraph. Hello, here is some text without a meaning. This text should show what a printed text will look like at this place. If you read this text, you will get no information. Really? Is there no information? Is there a difference between this text and some nonsense like “Huardest gef-burn”? Kjift – not at all! A blind text like this gives you information about the selected font, how the letters are written and an impression of the look. This text should contain all letters of the alphabet and it should be written in of the original language. There is no need for special contents, but the length of words should match the language.

## 7 Lists

Hello, here is the fifth paragraph. Hello, here is some text without a meaning. This text should show what a printed text will look like at this place. If you read this text, you will get no information. Really? Is there no information? Is there a difference between this text and some nonsense like “Huardest gef- burn”? Kjift – not at all! A blind text like this gives you information about the selected font, how the letters are written and an impression of the look. This text should contain all letters of the alphabet and it should be written in of the original language. There is no need for spe- cial contents, but the length of words should match the language.

Hello, here is some text without a meaning. This text should show what a printed text will look like at this place. If you read this text, you will get no information. Really? Is there no information? Is there a difference between this text and some nonsense like “Huardest gefburn”? Kjift – not at all! A blind text like this gives you information about the selected font, how the letters are written and an impression of the look. This text should contain all letters of the alphabet and it should be written in of the original language. There is no need for special content, but the length of words should match the language.